


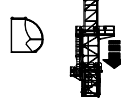
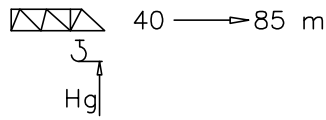
Power Control ASsys ACsys ULTRALIFT



FEM 1.001 - A4  
EN 14439 - C25


Torre/Reazioni - Masts/Reactions - Mat/Réactions - Maste/Eckdrücke - Măstil/Reacciones - Tramo/Reacções

HP2300 FEM



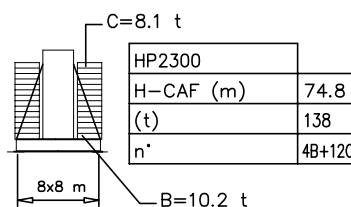
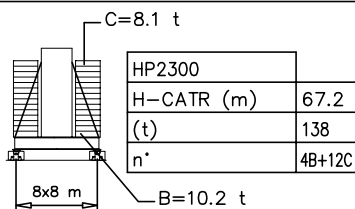
○ Hg=Ht-1.5 m  
□ Hg=Ht-2 m

4	STH029	4/4
3	STH059	4/4
2	BOH059	4/4
1	BAH059	4/4



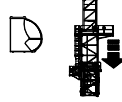
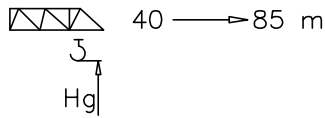
NOTE · Notizen · Note · Apunte · Appunti · Notas · Замемку

Peso zavorra - Ballast weight - Poids du lest - Ballastgewicht - Peso de lastre



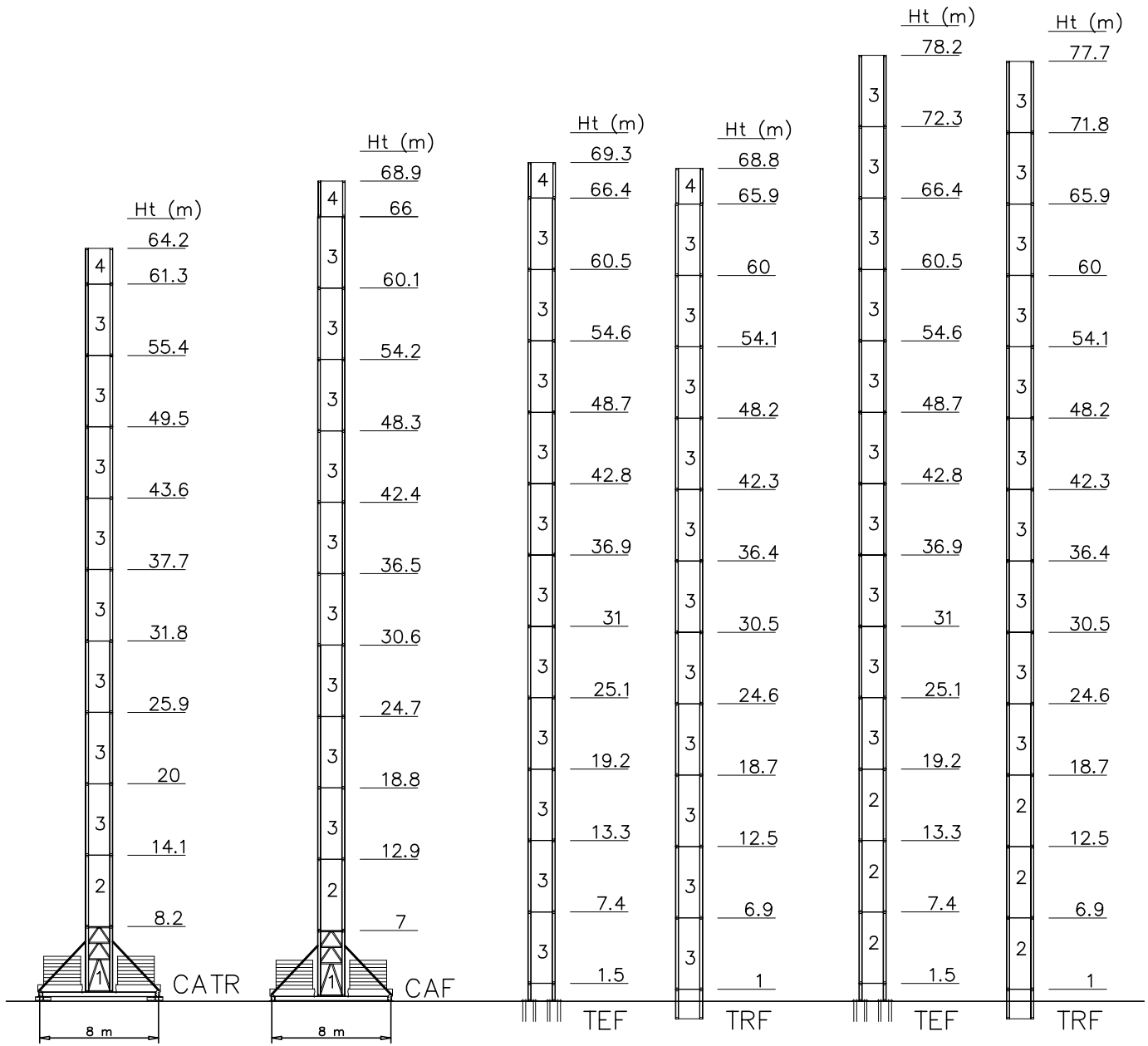
Torre/Reazioni - Masts/Reactions - Mat/Réactions - Maste/Eckdrücke - Măstil/Reacciones - Tramo/Reacções

HP2300 EN14439-C25



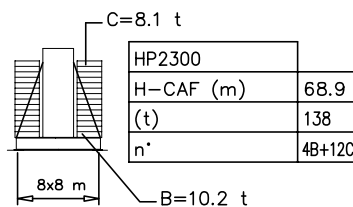
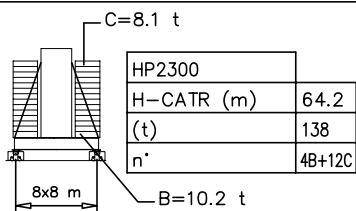
○ Hg=Ht-1.5 m  
 □ Hg=Ht-2 m

4	STH029	4/4
3	STH059	4/4
2	BOH059	4/4
1	BAH059	4/4



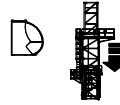
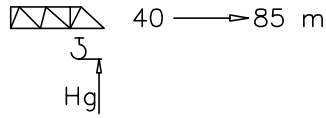
NOTE · Notizen · Note · Apunte · Appunti · Notas · Замемку

Peso zavorra - Ballast weight - Poids du lest - Ballastgewicht - Peso de lastre



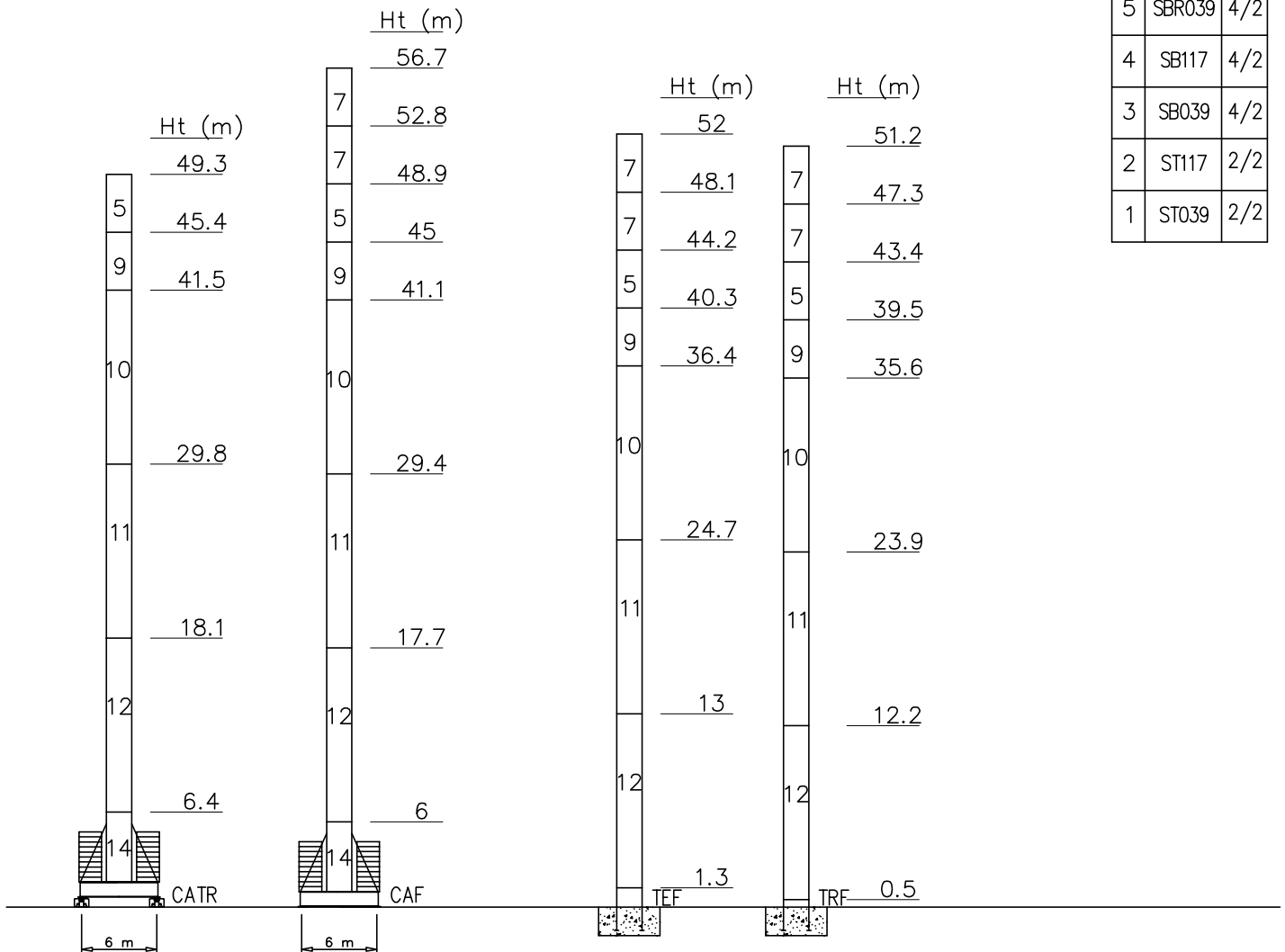
Torre/Reazioni - Masts/Reactions - Mat/Réactions - Maste/Eckdrücke - Măstil/Reacciones - Tramo/Reações

SN2050 FEM

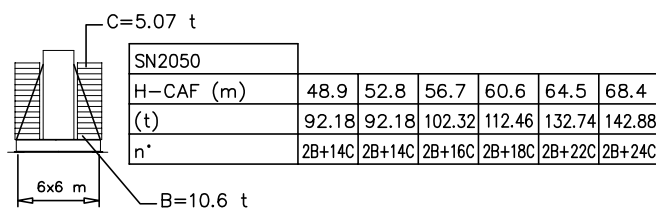
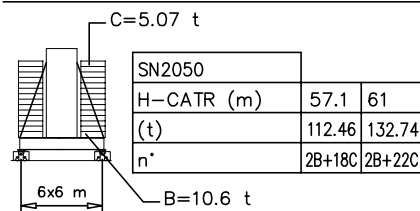


- Hg=Ht-1.5 m
- Hg=Ht-2 m

14	BCF052	2/4 M45
13	BAF052	2/4 M42
12	BPF117	4/4 M45-45
11	BNF117	4/4 M45-42
10	BOF117	4/4
9	BOF039	4/4
8	BO039	4/4
7	STRO39	2/2
6	SBR117	4/2
5	SBR039	4/2
4	SB117	4/2
3	SB039	4/2
2	ST117	2/2
1	ST039	2/2



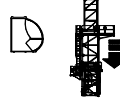
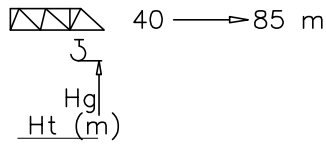
Peso zavorra - Ballast weight - Poids du lest - Ballastgewicht - Peso de lastre



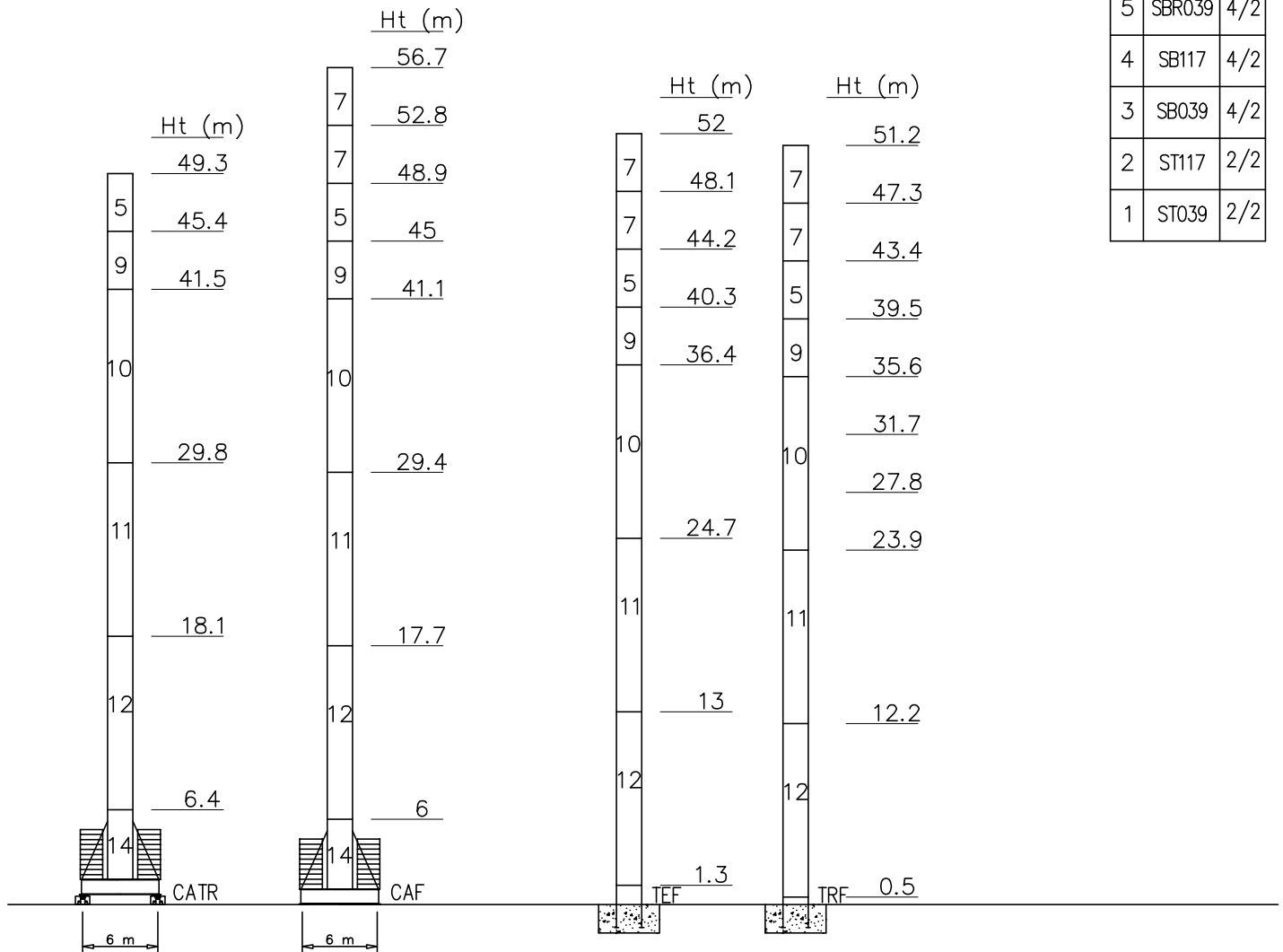
Torre/Reazioni - Masts/Reactions - Mat/Réactions - Maste/Eckdrücke - Măstil/Reacciones - Tramo/Reações

SN2050 C25

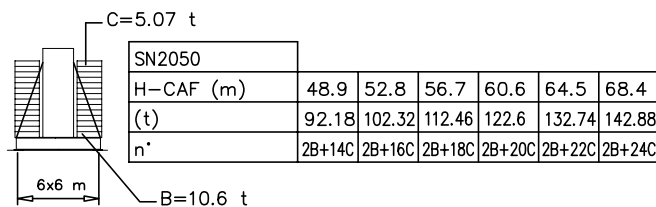
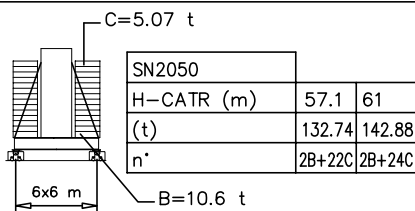
○ Hg=Ht-1.5 m  
 □ Hg=Ht-2 m



14	BCF052	2/4 M45
13	BAF052	2/4 M42
12	BPF117	4/4 M45-45
11	BNF117	4/4 M45-42
10	BOF117	4/4
9	BOF039	4/4
8	BO039	4/4
7	STRO39	2/2
6	SBR117	4/2
5	SBR039	4/2
4	SB117	4/2
3	SB039	4/2
2	ST117	2/2
1	ST039	2/2











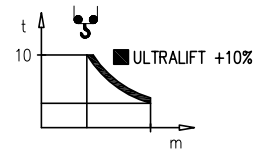
Peso zavorra - Ballast weight - Poids du lest - Ballastgewicht - Peso de lastre













Curve di carico – Courbes de charges – Load diagrams – LastKurven – Curvas de cargas

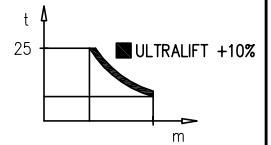
Pmax 12500 kg

	42000 kg	85 m	3.5	24.1	25	30	35	40	45	50	55	60	65	70	75	80	85
			<b>12500</b>	12500	12000	10900	9500	8450	7600	6800	6050	5500	4900	4350	4000	3750	3400
	42000 kg	80 m	3.5	25.5	30	35	40	45	50	55	60	65	70	75	80		
			<b>12500</b>	12500	12000	10600	9650	8450	7450	6700	5950	5400	4900	4450	4100		
	39000 kg	75 m	3.5	26.4	30	35	40	45	50	55	60	65	70	75			
			<b>12500</b>	12500	12000	11500	10600	9100	8200	7300	6500	5900	5400	5000			
	36000 kg	70 m	3.5		30	35	40	45	50	55	60	65	70				
			<b>12500</b>		12500	12000	10800	9350	8400	7500	6750	6150	5700				
	33000 kg	65 m	3.5		31.9	40	45	50	55	60	65						
			<b>12500</b>		12500	11400	9600	8650	7900	6950	6350						
	30000 kg	60 m	3.5		35	40	45	50	55	60							
			<b>12500</b>		12500	11900	9600	8900	8150	7100							
	27000 kg	55 m	3.5		39.1	40	45	50	55								
			<b>12500</b>		12500	12300	9800	9150	8350								
	24000 kg	50 m	3.5					42	50								
			<b>12500</b>					12500	9450								

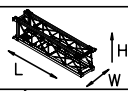
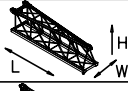
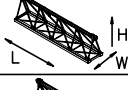
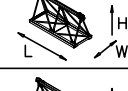
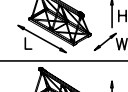









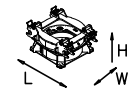
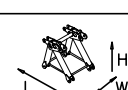

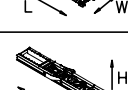
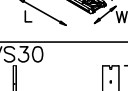
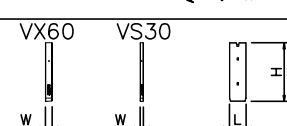


Pmax 12500/25000 kg

	42000 kg	85 m	3.5	13	15	20	25	30	31	35	40	45	50	55	60	65	70	75	80	85
			<b>25000</b>	25000	22500	18600	14100	10650	10000	9100	8050	7200	6400	5650	5100	4500	3950	3600	3350	3000
	42000 kg	80 m	3.5	14	15	20	25	30	35.5	40	45	50	55	60	65	70	75	80		
			<b>25000</b>	25000	23600	20000	16100	13200	10000	9250	8050	7050	6300	5550	5000	4500	4050	3700		
	39000 kg	75 m	3.5	14.1	15	20	25	30	35	40.2	45	50	55	60	65	70	75			
			<b>25000</b>	25000	24000	21800	17200	14200	11900	10000	8700	7800	6900	6100	5500	5000	4600			
	36000 kg	70 m	3.5	15	20	25	30	35	41	45	50	55	60	65	70					
			<b>25000</b>	25000	22500	17800	14500	12200	10000	8950	8000	7100	6350	5750	5300					
	33000 kg	65 m	3.5	15.8	20	25	30	35	41.8	45	50	55	60	65						
			<b>25000</b>	25000	22900	18100	14800	12500	10000	9200	8250	7500	6550	5950						
	30000 kg	60 m	3.5	16.8	20	25	30	35	42.5	45	50	55	60							
			<b>25000</b>	25000	23700	20000	15200	12800	10000	9600	8500	7750	6700							
	27000 kg	55 m	3.5	17.6	20	25	30	35	43.5	45	50	55								
			<b>25000</b>	25000	24100	20000	15500	13100	10000	9800	8750	7950								
	24000 kg	50 m	3.5	18.2	20	25	30	35	40	45.5	50									
			<b>25000</b>	25000	24700	20200	16000	13500	11700	10000	9050									
	24000 kg	45 m	3.5	19.1	25	30	35	40	45											
			<b>25000</b>	25000	20000	16500	14000	12000	10000											
	24000 kg	40 m	3.5	20	25	30	35	40												
			<b>25000</b>	25000	20000	16400	13850	12100												



PESI E INGOMBRI – PACKING LIST – LISTE DE COLISAGE – GEWICHT UND ABMESSUNGEN

Denominazione Description	Disegno Draw	Pezzi Pieces	Dimensioni-Dimensions (mm)			Peso-Weight (kg)		
			L	W	H	Unit	Total	
Elemento di braccio Jib element Elément de èche Elemento de flecha (85 m. jib version)	n°15		1	9920	2000	2595	8100	–
	n°14		1	9904	1900	2635	6100	–
	n°13		1	9904	1900	2600	4260	–
	n°12		1	5140	1900	2565	1880	–
	n°11		1	5105	1900	2550	1730	–
	n°10		1	5070	1900	2500	1530	–
	n°9		1	5052	1900	2230	1340	–
	n°8		1	5040	1900	2225	1250	–
	n°7		1	5030	1900	2195	1050	–
	n°6		1	5000	1900	2200	900	–
	n°5		1	4980	1900	2150	770	–
	n°4		1	4950	1900	1835	700	–
	n°3		1	5736	1900	1280	565	–
	n°2		1	4865	1900	1765	485	–
	n°1 con punta mobile		1	5310	1900	1760	515	–
Gruppo girevole (con meccanismi) Slewing group (with mechanisms) Table tournante(avec mécanismes) Grupo giratorio (con mecanismos)		SP2300	1	3050	2440	1550	9550	–
		SN2050	1	3050	2440	1500	9300	–
Cuspide Cusp Pointre Cùspide		1	2245	2000	2195	2350	–	
Contorbraccio 1 Counterjib 1 Contreflèche 1 Contraflecha 1		1	10165	2020	2515	5300	–	
Contorbraccio 2 Counterjib 2 Contreflèche 2 Contraflecha 2		1	11055	1980	900	8500	–	
Blocchi contrappeso Counterweight block Contre-poids Bloques de contrapeso		VS30	2	1240	200	3550	3000	6000
		VX60	6	1240	400	3550	6000	36000

PESI E INGOMBRI – PACKING LIST – LISTE DE COLISAGE – GEWICHT UND ABMESSUNGEN

Denominazione Description	Disegno Draw	Pezzi Pieces	Dimensioni-Dimensions (mm)			Peso-Weight (kg)		
			L	W	H	Unit	Total	
Ballatoio cabina con servizi Cabin frame with services Porte cabine avec services Marco de soporte cabina con servicios		1	4370	2250	2520	1900	–	
Argano sollevamento Hoisting winch Treuil de levage Mecanismo de elevaciòn		1	2360	3300	1860	4050	–	
Carrello Trolley Chariot Carretilla	P25 	1	2670	2300	1110	1100	–	
Elemento di torre Mast element Elèment de mature Elemento de torre	STH029 	SP2300	–	2950	2300	2270	3300	–
	STR039 	SN2050	–	3900	2110	2110	2320	–
	STH059 	SP2300	–	5900	2300	2270	6500	–
	STD052 	SN2050	–	5200	2110	2110	2850	–
	ST117 	SN2050	–	11700	2110	2110	5790	–
	SB039 	SN2050	–	3900	2110	2110	2710	–
	SB052 	SN2050	–	5200	2110	2110	3350	–
	SB117 	SN2050	–	11700	2110	2110	7000	–
	BOH029 	SP2300	–	2950	2300	2270	3900	–
	BOF039 	SN2050	–	3900	2110	2110	3770	–
	BOH059 	SP2300	–	5900	2300	2270	7000	–
	BOF052 	SN2050	–	5200	2110	2110	3880	–
BOF117 BNF117 BPF117 	SN2050	–	11700	2110	2110	8180	–	
Elemento di base Base element Mat de base Elemento de base	BAH059 	SP2300	1	5900	2500	2500	7500	–
	BAF052 	SN2050	1	5200	2260	2260	4040	–
Carro di base Base carriage Chassis de base Cruceta de base		8x8	1	11830	670	780	3340	3340
		6x6	1	8870	670	780	2500	2500
		8x8	2	5760	420	780	1600	3200
		6x6	2	4320	420	780	1200	2400
Puntoni di base Rafter Jambes de force Cabrios de base		8x8	4	6900	700	300	900	3600
		6x6	4	4560	420	300	420	1680
Elemento a perdere Disposable frame Chassis a perdre Bastidor desechable		SP2300	1	2950	2500	2500	3500	–
		SN2050	1	2600	2260	2260	2030	–
Elemento recuperabile Recoverable frame Chassis récupèrable Bastidor recuperable		SP2300	1	1500	2900	2900	2750	–
		SN2050	1	1300	2620	2620	1860	–
Bogie di traslazione Driven bogie Boggie motorisèe Balancin de traslaciòn		4	1160	700	600	700	2800	



PESI E INGOMBRI – PACKING LIST – LISTE DE COLISAGE – GEWICHT UND ABMESSUNGEN

Denominazione Description	Disegno Draw	Pezzi Pieces	Dimensioni-Dimensions (mm)			Peso-Weight (kg)		
			L	W	H	Unit	Total	
Blocco zavorra di base Base ballast block Lest de base Bloque de lastre		8x8	4	8400	880	600	10200	40800
		6x6	2	6400	1200	600	10600	21200
		8x8	-	6400	2300	300	8100	-
		6x6	-	4800	2000	300	5070	-
Corsoio di montaggio Climbing cage Cage de montage Jaula de montaje		SP2300	1	-	-	-	-	-
		SN2050	1	8300	2900	2700	6700	-

Meccanismi – Mechanisms – Mécanismes – Antriebe – Mecanismos

Sollevamento V150.150 Hoisting Levage Heben Elevaciòn Elevaçao												V150.150 110 kW 150 kVA   340 m 920 m (L)
	m/min	5	40	80	120	150	2.5	20	40	60	75	
	t	12.5	12	8	4.2	2.3	25	24	16	8.4	4.6	

Carrello Trolleying Distribution Katzfahren Distribucìon Distribuiçao			0 → 80	m/min	11 kW	Potenza elettrica necessaria Puissance électrique nécessaire Necessary electric power Anschlusswert – Potencia
Rotazione Slewing Orientation Schwenken Orientaciòn Rotaçao			0 → 0,845	giri/min tr/min rp/min	n°4x 7.5 kW	
Traslazione Travelling Translation Kranfahren Traslaciòn Traslaçao			0 → 20	m/min	n°4x11 kW	

Rete elettrica – Réseau – Mains supply – Netzstrom – Red – Rede electrica	400V – 50 Hz
---	--------------

FMgru s.r.l. via Emilia 11-29010 Pontenure PC ITALY tel. 0523/510446 ric.aut. fax 0523/510365 www.fmgru.it e-mail: info@fmgru.com
--

FEM 1.001 – A4
EN 14439 – C25



Documento commerciale non contrattuale  
Per tutte le informazioni tecniche riferirsi  
alle corrispondenti istruzioni

Unverbindliches Vertriebsdokument.  
Für technische Informationen, siehe die  
entsprechenden Anweisungen.

This commercial document is not legally  
binding. For any technical information, please  
refer to the corresponding instructions.

Documento comercial no contractual  
Para cualquier información técnica,  
ver la noticia correspondiente.