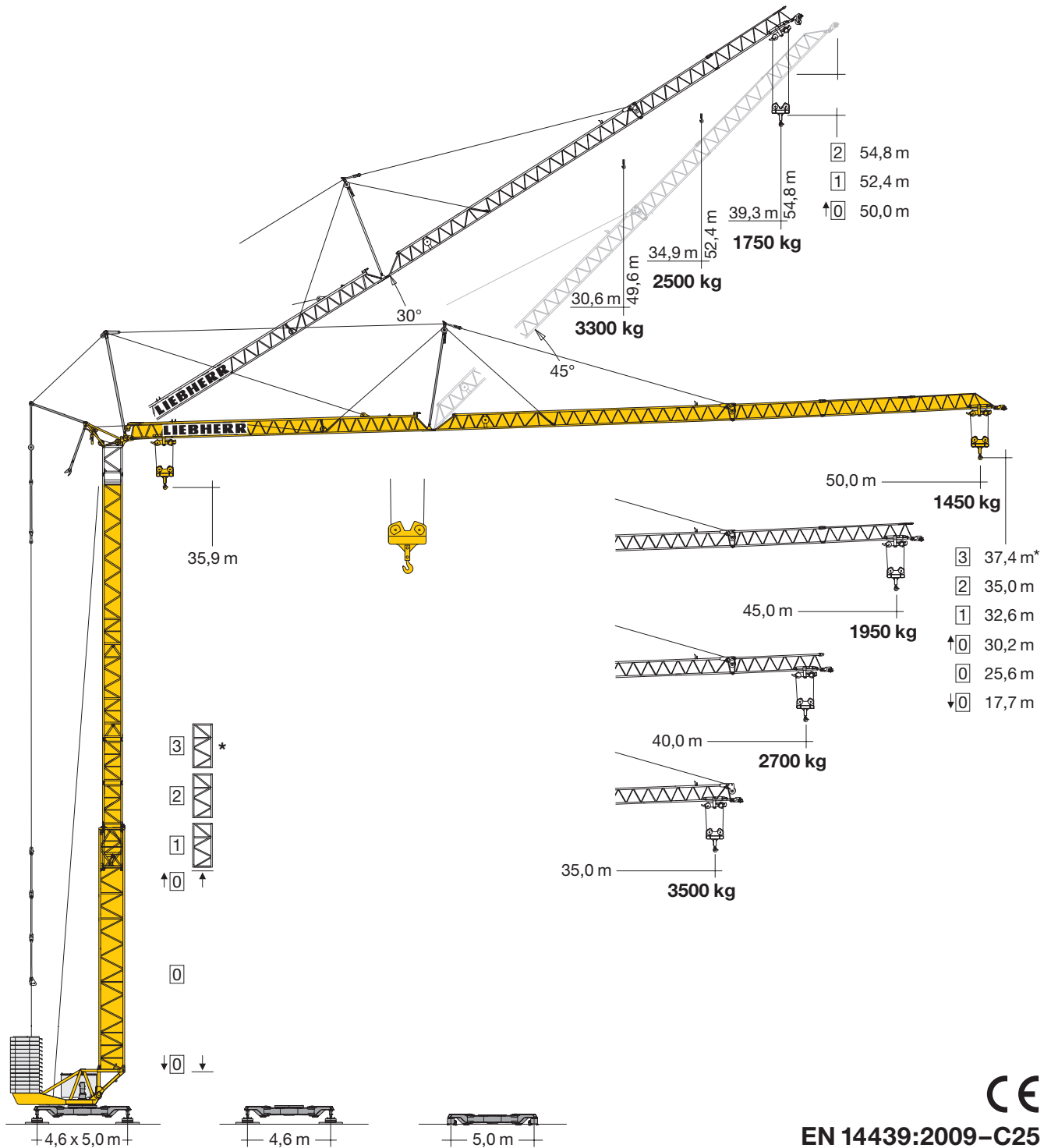


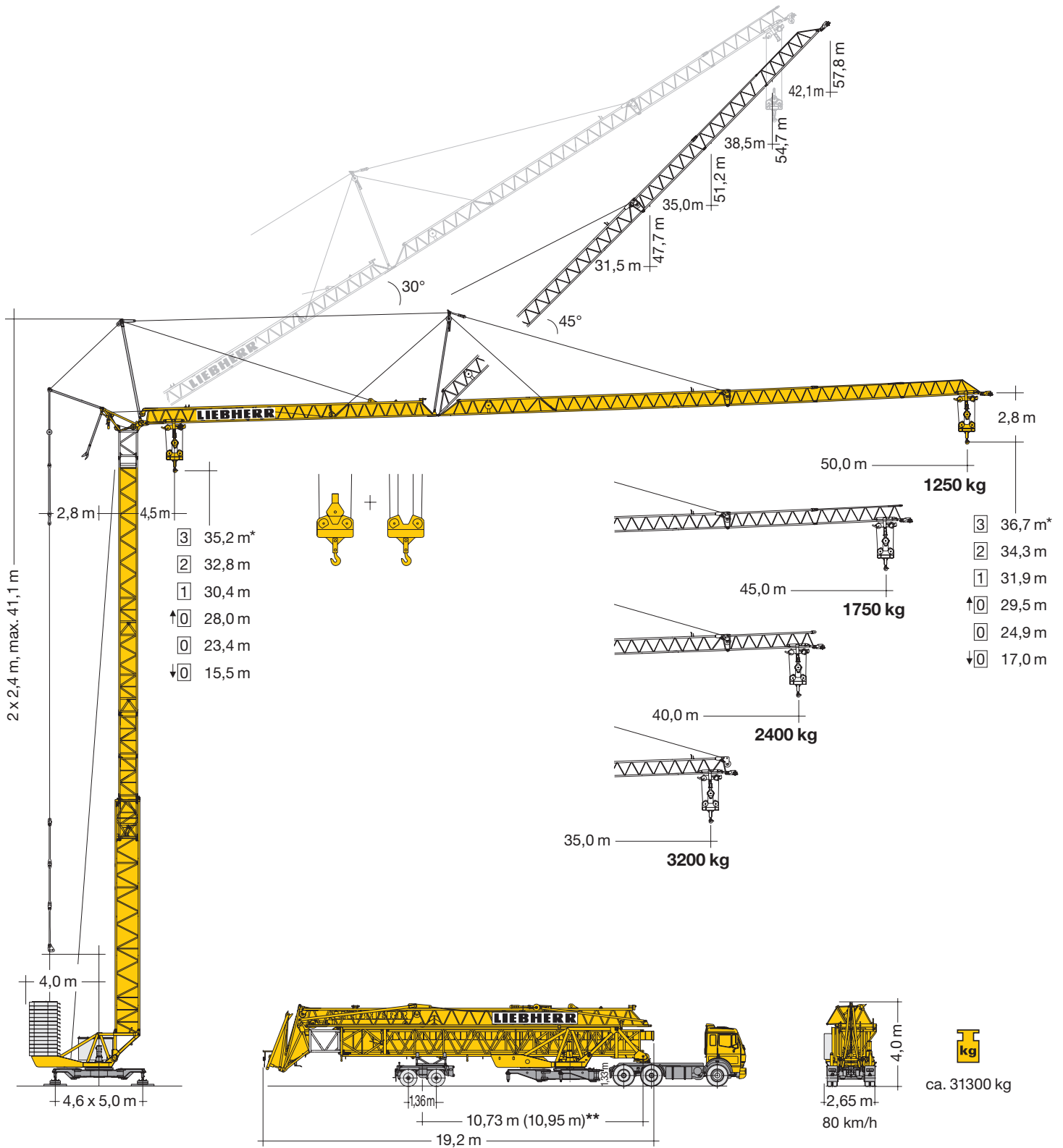
# Turmdrehkran 120 K.1

Tower Crane / Grue à tour / Gru a torre / Grúa torre  
Guindaste de torre / Башенный поворотный кран



EN 14439:2009-C25

# LIEBHERR




## Gewicht





Weight / Poids / Peso / Peso / Pesos / Macca

	$r = 4,0 \text{ m}$	44000 kg		28300 kg
--	---------------------	----------	--	----------


\*\* siehe Betriebsanleitung. / see instruction manual. / voir manuel de service. / vedasi le istruzioni sull'uso. / según manual. / ver manual de instruções. / см. инструкцию по эксплуатации.

m	m/kg		m/kg															
			21,0	22,0	24,0	26,0	28,0	30,0	31,0	32,0	33,0	35,0	37,0	40,0	42,0	45,0	47,0	50,0
50,0	4,5 - 21,3 4000		4000	3860	3500	3190	2930	2700	2600	2500	2410	2250	2100	1910	1800	1660	1560	1450
45,0	4,5 - 24,3 4000		4000	4000	4000	3710	3400	3150	3030	2920	2820	2630	2460	2250	2120	1950		
40,0	4,5 - 27,7 4000		4000	4000	4000	4000	3950	3680	3550	3430	3320	3120	2940	2700				
35,0	4,5 - 30,4 4000		4000	4000	4000	4000	4000	4000	3930	3810	3700	3500						





max. 2 Turmstücke / max. 2 tower sections / max. 2 éléments de mât / max. tre elementi torre / max. 2 tramos / max. 2 segmentos de torre / макс. 2 башенных секций

m	m/kg			m/kg															
				21,0	22,0	24,0	26,0	28,0	30,0	31,0	32,0	33,0	35,0	37,0	40,0	42,0	45,0	47,0	50,0
50,0	4,5 - 20,4 4000			3870	3660	3300	2990	2730	2510	2400	2310	2220	2060	1910	1720	1610	1460	1360	1250
45,0	4,5 - 23,3 4000			4000	4000	3860	3510	3210	2950	2830	2720	2620	2430	2270	2050	1920	1750		
40,0	4,5 - 26,5 4000			4000	4000	4000	4000	3750	3440	3310	3180	3060	2840	2650	2400				
35,0	4,5 - 29,2 4000			4000	4000	4000	4000	4000	3870	3720	3580	3440	3200						
m	m/kg			m/kg															
				21,0	22,0	24,0	26,0	28,0	30,0	31,0	32,0	33,0	35,0	37,0	40,0	42,0	45,0	47,0	50,0
50,0	4,5 - 11,2 8000			3870	3660	3300	2990	2730	2510	2400	2310	2220	2060	1910	1720	1610	1460	1360	1250
45,0	4,5 - 12,8 8000			4520	4280	3860	3510	3210	2950	2830	2720	2620	2430	2270	2050	1920	1750		
40,0	4,5 - 14,8 8000			5290	5000	4510	4100	3750	3440	3310	3180	3060	2840	2650	2400				
35,0	4,5 - 16,4 8000			5950	5630	5070	4610	4210	3870	3720	3580	3440	3200						

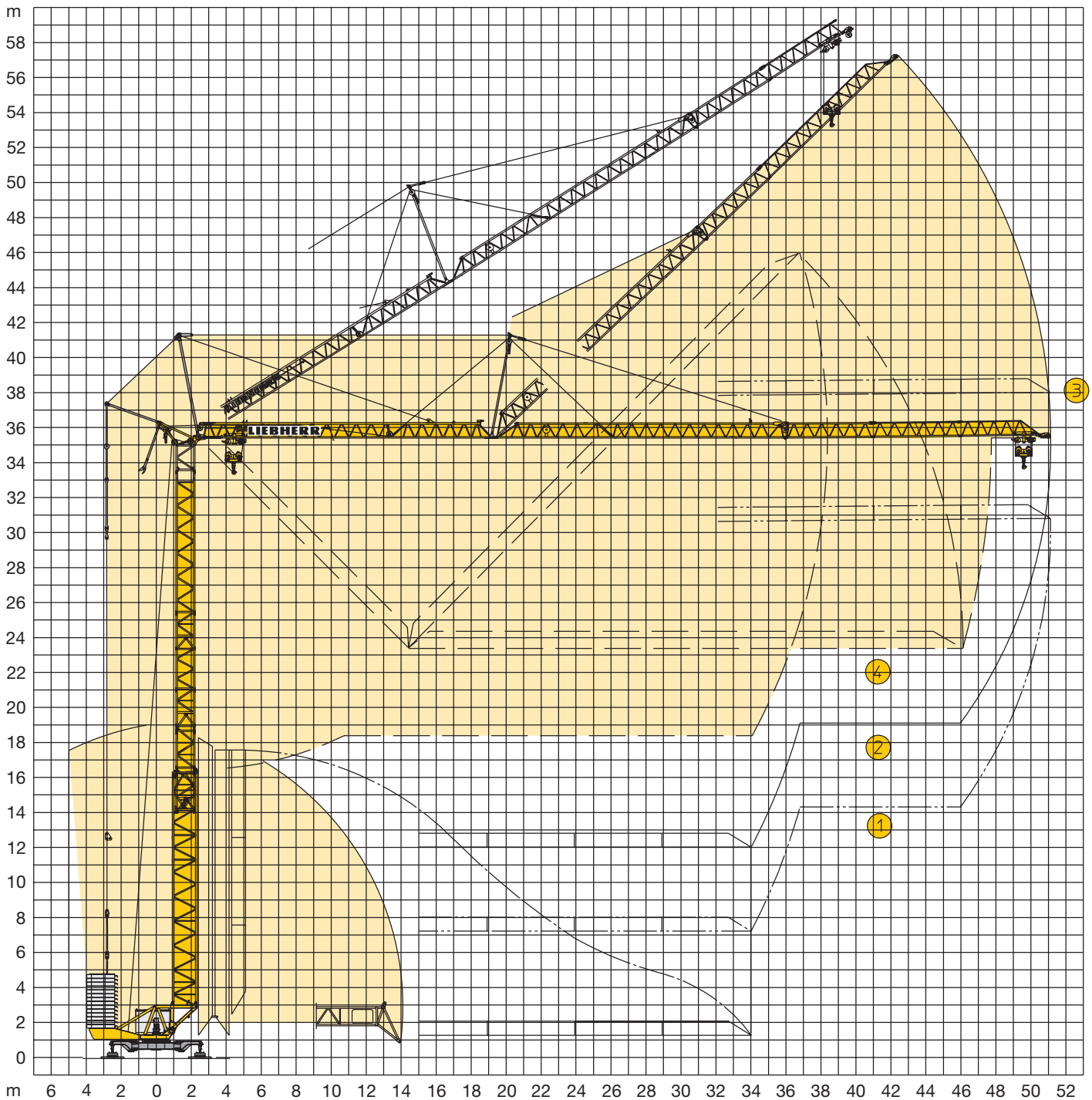
max. 2 Turmstücke / max. 2 tower sections / max. 2 éléments de mât / max. tre elementi torre / max. 2 tramos / max. 2 segmentos de torre / макс. 2 башенных секций

m	m/kg		Auslegersteilstellung 30° / Elevated jib 30° / Flèche inclinée 30° / Braccio inclinato a 30° Pluma inclinada 30° / Lança inclinada 30° / Положение стрелы под углом 30°																
			22,0	23,0	24,0	25,0	26,0	27,0	28,0	29,0	30,0	30,6	31,0	33,0	34,9	36,0	38,0	39,3	
39,3	4,5 - 18,5 4000		3340	3190	3050	2920	2800	2690	2580	2480	2390	2340	2300	2150	2010	1940	1820	1750	
34,9	4,5 - 22,1 4000		4000	3840	3680	3540	3400	3270	3150	3040	2940	2880	2840	2660	2500				
30,6	4,5 - 24,9 4000		4000	4000	4000	3980	3840	3710	3590	3470	3360	3300							

max. 2 Turmstücke / max. 2 tower sections / max. 2 éléments de mât / max. tre elementi torre / max. 2 tramos / max. 2 segmentos de torre / макс. 2 башенных секций

m	m/kg			m/kg															
				21,0	22,0	24,0	26,0	28,0	30,0	31,0	32,0	33,0	35,0	37,0	40,0	42,0	45,0	47,0	50,0
50,0	4,5 - 18,8 4000			3560	3390	3080	2820	2590	2400	2310	2220	2140	1990	1860	1690	1580	1450	1360	1250
45,0	4,5 - 21,6 4000			4000	3930	3600	3300	3050	2830	2720	2630	2540	2370	2220	2030	1910	1750		
40,0	4,5 - 25,0 4000			4000	4000	4000	3850	3560	3310	3190	3090	2980	2790	2630	2400				
35,0	4,5 - 28,5 4000			4000	4000	4000	4000	4000	3780	3650	3530	3410	3200						
m	m/kg			m/kg															
				21,0	22,0	24,0	26,0	28,0	30,0	31,0	32,0	33,0	35,0	37,0	40,0	42,0	45,0	47,0	50,0
50,0	4,5 - 9,0 8000			3560	3390	3080	2820	2590	2400	2300	2220	2140	1990	1860	1690	1580	1450	1360	1250
45,0	4,5 - 10,3 8000			4130	3930	3590	3300	3050	2830	2720	2630	2540	2370	2220	2030	1900	1750		
40,0	4,5 - 12,0 8000			4770	4560	4180	3850	3560	3300	3190	3090	2980	2790	2630	2400				
35,0	4,5 - 14,0 8000			5450	5200	4770	4390	4070	3780	3650	3530	3410	3200						

\* 3 Turmstücke / 3 tower sections / 3 éléments de mât / tre elementi torre / 3 tramos / 3 segmentos de torre / 3 башенных секций



①  
**ohne Turmstück**  
 without tower section  
 sans éléments de mât  
 senza elementi di torre  
 sin tramo de torre  
 sem tramo de torre  
 без башенных секций

②  
**2 Turmstücke**  
 2 tower sections  
 2 éléments de mât  
 2 elementi di torre  
 2 tramos de torre  
 2 tramos de torre  
 2 башенные секции

③  
**3 Turmstücke, reduzierte Lastkurve**  
 3 tower sections, reduced load curve  
 3 éléments de mât, courbe de charge réduite  
 tre elementi torre, curva di carico ridotta  
 3 tramos de torre, curva de carga rebajada  
 3 segmentos de torre, curva de carga reduzida  
 3 башенные секции, сокращенная кривая грузоподъемности

④  
**Hohe Aufstellkurve, 2 Turmstücke**  
 High erecting curve, 2 tower sections  
 Courbe de montage haute, 2 éléments de mât  
 Elevata curva di montaggio, due elementi torre  
 Mayor curva de desarrollo de montaje, 2 tramos de torre  
 Montagem elevada, 2 segmentos de torre  
 высокая монтажная траектория, 2 башенные секции

	U/min. 0 ↔ 0,8 sl./min tr./min	7,5 kW FU
	0 ↔ 70,0 m/min	5,0 kW FU
	25,0 m/min	2 x 3,0 kW FU
	0 ↔ 45°, 2 min.	5,0 kW FU

	↔ <b>stufenlos</b> / stepless / régl. continu régl. progressive / sin escalones / sem degraus / Бесступенчатый	kg	m/min
22,0 kW FU WIW 230 LX 020		<b>Gang</b> Speed Vitesse Marcia Velocidad Velocidade Передача	<b>1</b> 4000 0 ↔ 25,0 1500 0 ↔ 58,0
		<b>Gang</b> Speed Vitesse Marcia Velocidad Velocidade Передача	<b>1</b> 8000 0 ↔ 12,5 3400 0 ↔ 29,0

<b>BGL</b>	C.0.08.0112		C.0.08.0100
------------	-------------	--	-------------

	<b>400 V</b>	<b>Hz</b>	<b>kVA</b>
110,0 m	4 x 16 mm <sup>2</sup>	50	32,0

## Kolli-Liste

Packing List / Liste de colisage / Lista dei colli  
Lista de contenido / Lista de embalagem / Упаковочный лист

Pos.	Anz.				L (m)	B (m)	H (m)	kg
1	2	<b>Turmstück (mit Turmauflage)</b> / Tower section (with tower support) / Élément de mât (avec support de mât) / Elemento di torre (con pedana di servizio) Tramo de torre (con soporte de torre) / Tramo de torre (con soporte de torre) / Башенная секция (с упорами)			2,52	1,11	1,11	780
2	1	<b>Ausleger-Verlängerung</b> 35,0 m – 40,0 m Jib extension / Rallonge de la flèche Elemento estensione braccio / Prolongación de pluma / Extensão da lança / Удлинение стрелы			5,24	1,02	0,99	350
3	1	<b>Ausleger-Verlängerung</b> 40,0 m – 45,0 m Jib extension / Rallonge de la flèche Elemento estensione braccio / Prolongación de pluma / Extensão da lança / Удлинение стрелы			5,16	1,02	0,92	220
4	1	<b>Ausleger-Verlängerung</b> 45,0 m – 50,0 m Jib extension / Rallonge de la flèche Elemento estensione braccio / Prolongación de pluma / Extensão da lança / Удлинение стрелы			4,73	1,02	0,89	170
5	1	<b>Transportachse Tra 203</b> / Road transport axle Essieux de transport / Assali par trasporto / Eje de transporte / Eixo de transporte / Транспортная ось			3,00	2,50	1,20	2500
6	1	<b>Transportachse Tra 204</b> / Road transport axle Essieux de transport / Assali par trasporto / Eje de transporte / Eixo de transporte / Транспортная ось			3,10	2,50	1,10	1900
7	1	<b>Transportachse Tra 205</b> / Road transport axle Essieux de transport / Assali par trasporto / Eje de transporte / Eixo de transporte / Транспортная ось			3,00	2,50	1,20	3000
8	1	<b>Kiste mit Kleinteilen, Seilen</b> / Crate with small parts, ropes Caisse contenant des accessoires, câbles / Cassa con minuteria, funi / Caja con piezas pequeñas, cables / Caixa com peças pequenas, cabos / Ящик с мелкими деталями, с канатами			1,00	0,80	1,00	450

**Konstruktionsänderungen vorbehalten!** / Subject to alterations! / Sous réserves de modifications! / Riservato il diritto di modifiche strutturali! / ¡Sujeto a modificaciones! / Salvo modificação da construação! / Права на внесение конструкторских изменений сохраняются!

**Sämtliche Angaben erfolgen ohne Gewähr.** / This information is supplied without liability. / Ces renseignements sont sans garantie. / Tutte le indicazioni fornite senza garanzia. / Declinamos toda responsabilidad derivada de la información proporcionada. / Declinamos qualquer responsabilidade quanto à informação fornecida. / Все данные указаны без обязательств.

**120 P – 5813 • EN 14439:2009 – DIN 15018-H1/B3 • BGL C.0.08.0112 • 01.10 / 7**

Printed in Germany.